

WEST VILLAGE

Kiwi
CONDOS ON KING WILLIAM

2 Bed

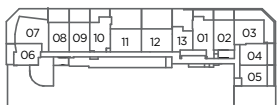
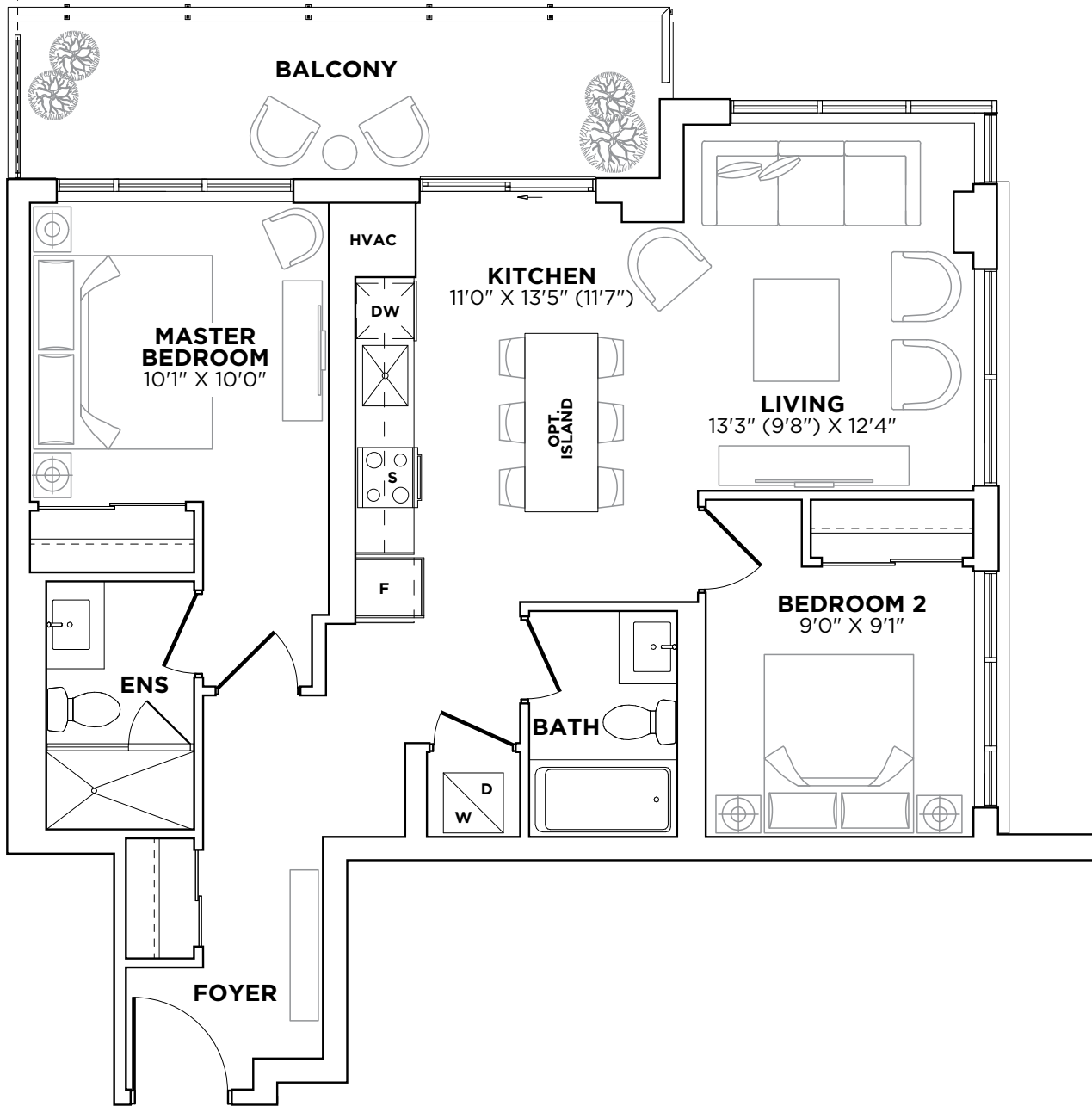
2 Bath

823 SQ.FT. Interior

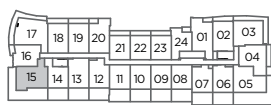
100 SQ.FT. Balcony

607 SQ.FT. Terrace

DASH LINE OF TERRACE
SUITE 415 ONLY



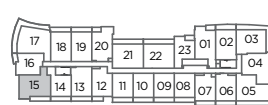
LEVEL 3



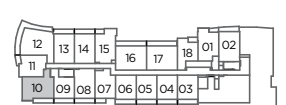
LEVEL 4



LEVEL 5-8



LEVEL 9-13



LEVEL 14



Materials, specifications and floor plans are subject to change. All renderings are artist's concept. All floor plans are approximate dimensions. Actual usable floor space may vary from stated floor area. Balcony/terrace areas may vary. Windows, room/area dimensions & square feet may vary due to location within building. Furniture not included. E. & O. E. Model 2H