

# KING'S CROSS

**Kiwi**  
CONDOS ON KING WILLIAM

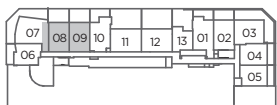
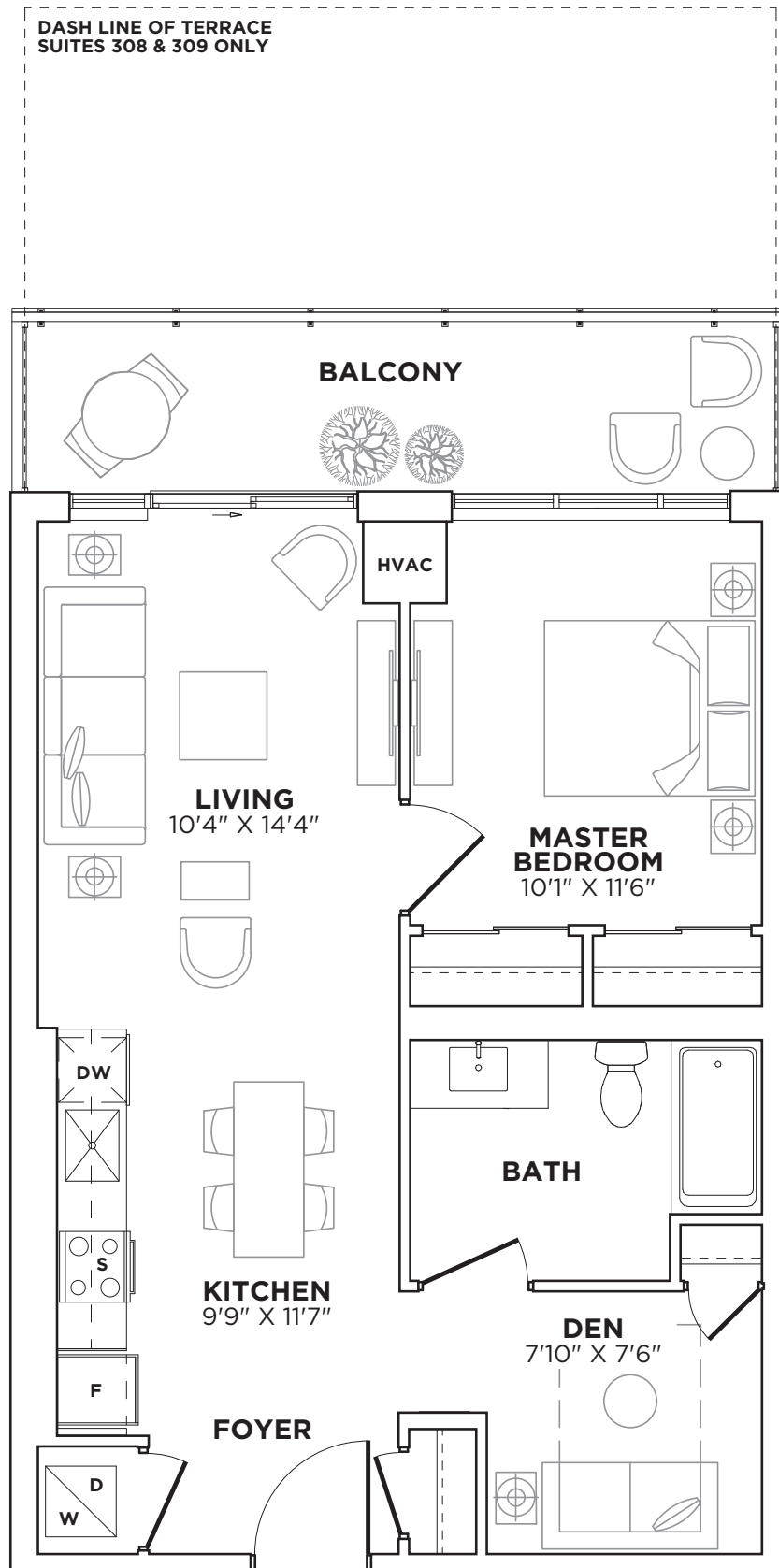
1 Bed + Den

1 Bath

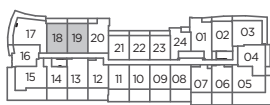
658 SQ.FT. Interior

100 SQ.FT. Balcony

298 SQ.FT. Terrace



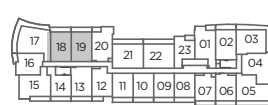
LEVEL 3



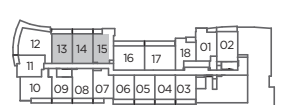
LEVEL 4



LEVEL 5-8



LEVEL 9-13



LEVEL 14



Materials, specifications and floor plans are subject to change. All renderings are artist's concept. All floor plans are approximate dimensions. Actual usable floor space may vary from stated floor area. Balcony/terrace areas may vary. Windows, room/area dimensions & square feet may vary due to location within building. Furniture not included. E. & O. E. Model 1F+D (BF)